

OB1 - <offline>

"Main_Program"

Name:

Author:

Time stamp Code:

Interface:

Lengths (block/logic/data):

Family:

Version: 0.1

Block version: 2

06/26/2011 07:55:26 PM

02/15/1996 04:51:12 PM

01008 00836 00030

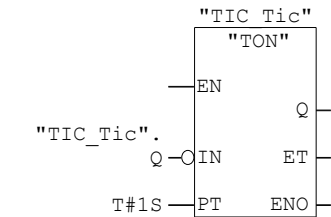
Name	Data Type	Address	Comment
TEMP		0.0	
OB1_EV_CLASS	Byte	0.0	Bits 0-3 = 1 (Coming event), Bits 4-7 = 1 (Event class 1)
OB1_SCAN_1	Byte	1.0	1 (Cold restart scan 1 of OB 1), 3 (Scan 2-n of OB 1)
OB1_PRIORITY	Byte	2.0	Priority of OB Execution
OB1_OB_NUMBR	Byte	3.0	1 (Organization block 1, OB1)
OB1_RESERVED_1	Byte	4.0	Reserved for system
OB1_RESERVED_2	Byte	5.0	Reserved for system
OB1_PREV_CYCLE	Int	6.0	Cycle time of previous OB1 scan (milliseconds)
OB1_MIN_CYCLE	Int	8.0	Minimum cycle time of OB1 (milliseconds)
OB1_MAX_CYCLE	Int	10.0	Maximum cycle time of OB1 (milliseconds)
OB1_DATE_TIME	Date_And_Time	12.0	Date and time OB1 started

Block: OB1 "Main Program Sweep (Cycle)"


Example 11.3 Heat Exchanger Cascade Control With Feedforward

Copyright (c) 2011 Dogwood Valley Press, LLC

Network: 1 TIC2501 Heat Exchanger temp. master loop

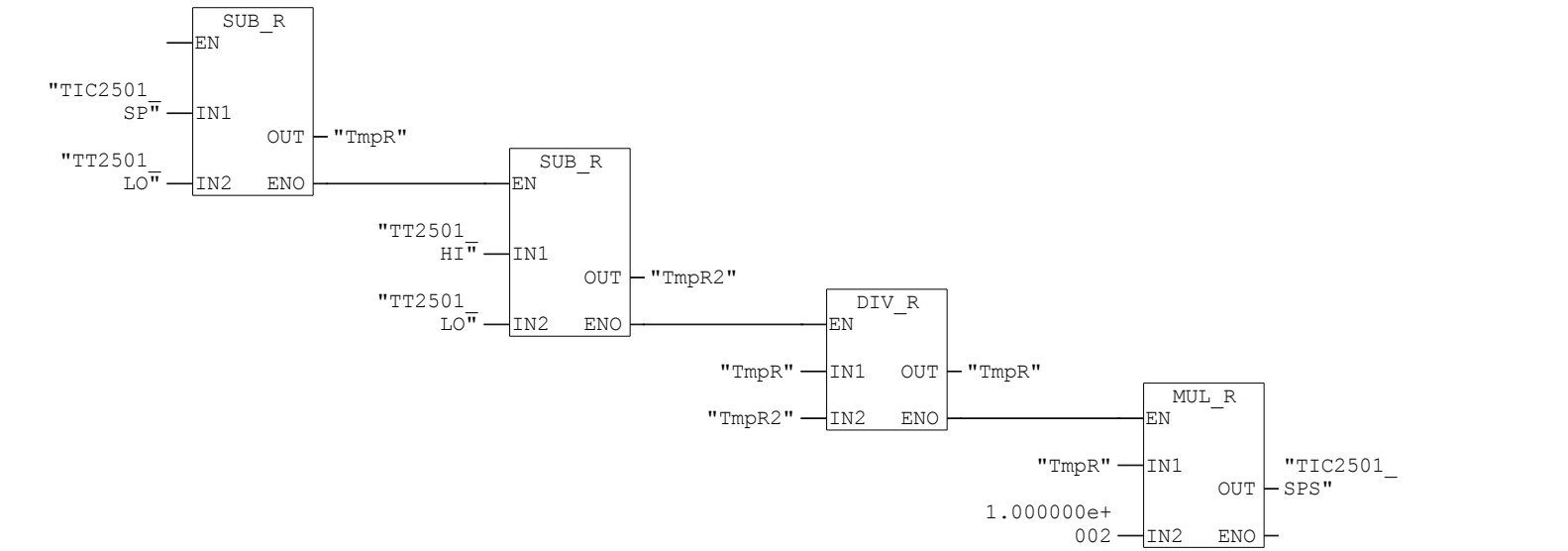


Network: 2



Network: 3

Scale TIC operator setpoint to 0-100 required by PID



Network: 4

When both loops auto, copy TIC out to FIC SP. When master in manual and slave in auto, copy flow SP to TIC manual out.



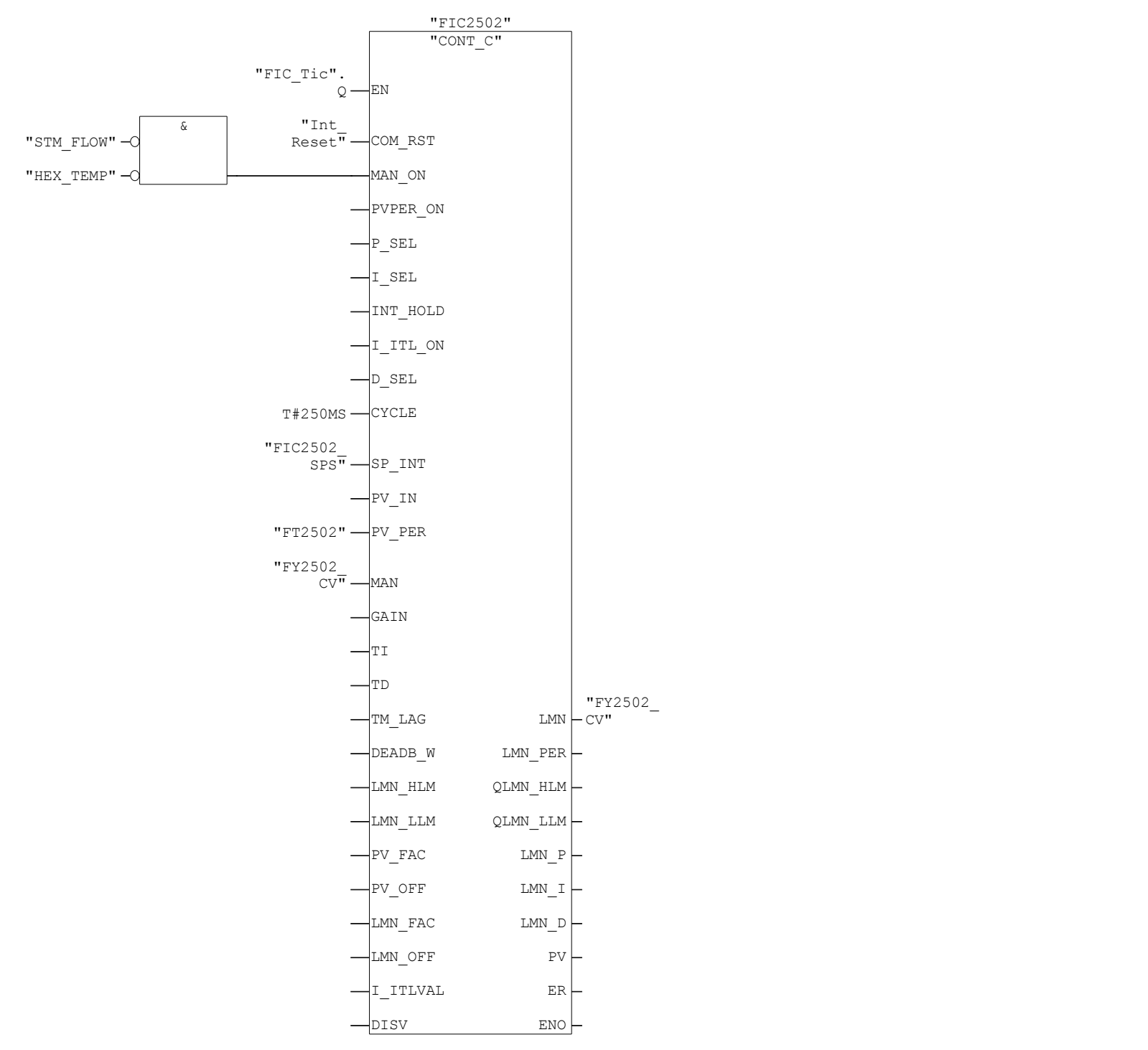
Network: 5



Network: 6

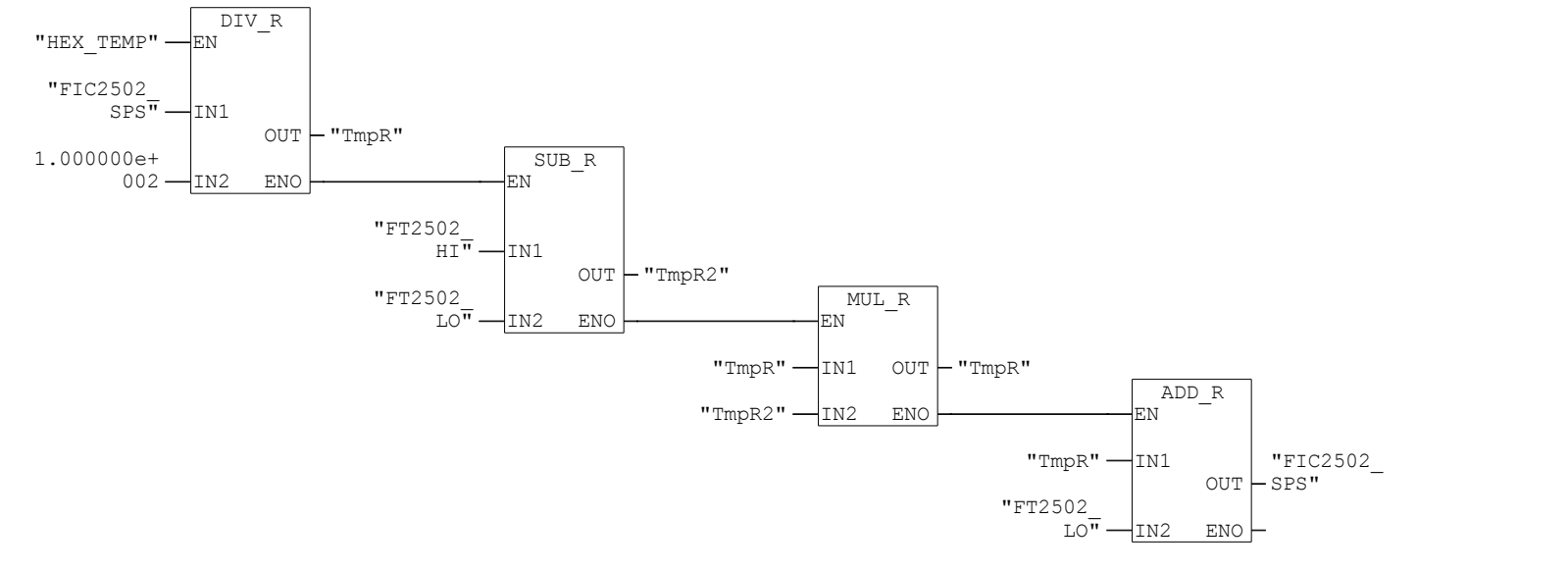


Network: 7



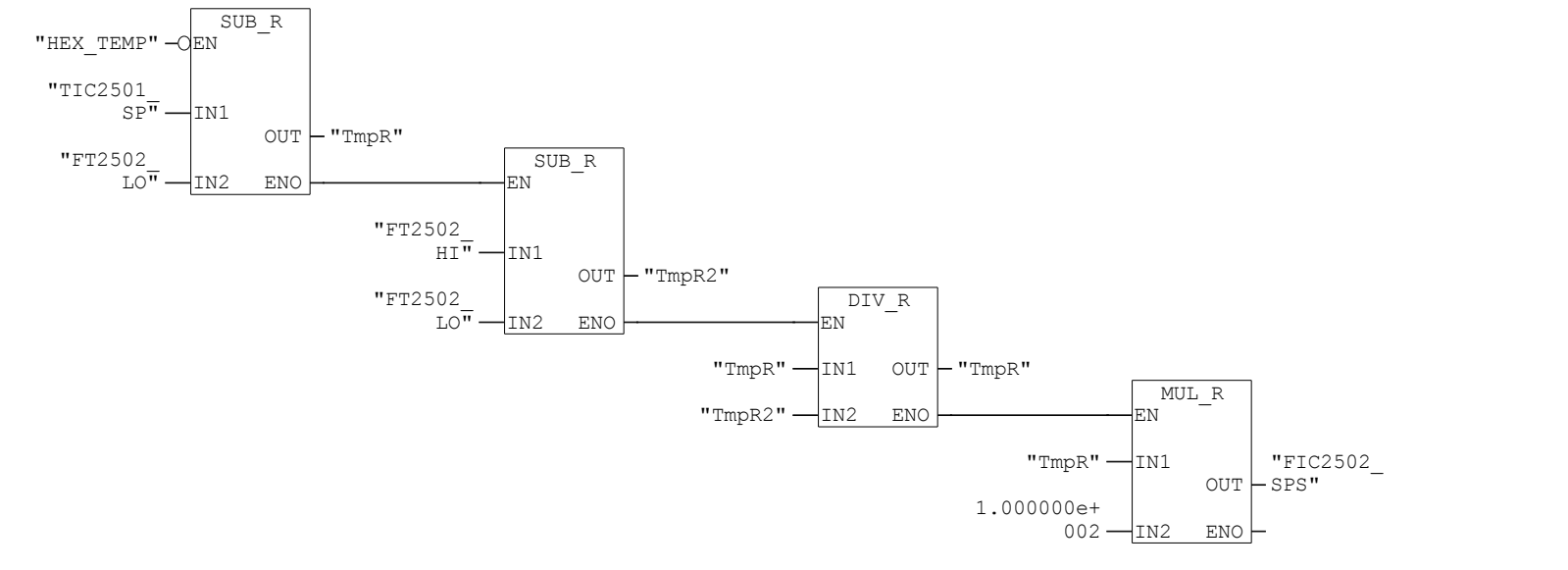
Network: 8

If controlling temperature, scale flow SP back to 0-8 gpm fange for operator.




Network: 9

If not controlling temperature, scale operator SP to 0-100 for PID.



Network: 10



Network: 11

Limit valid range to 3 to 7 gpm



Network: 12



Network: 13

